



Welcome to Daymap Connect

Daymap Connect is an extension of the Daymap Learning Management System which provides parents with access to key school and student information both at home and on the go. Our easy-to-use system allows parents to create and manage their own accounts for Daymap Connect, requiring only one login and password per parents to access details for all students enrolled in the school.

A screenshot of the Daymap Connect login interface. The background is dark grey with a large, faint Daymap logo. The text "Daymap Connect" is displayed in white and blue. Below the logo, there are two white input fields for "Name:" and "Password:". To the right of the password field are two blue links: "Forgot your password?" and "New User?". Below these links is a checkbox labeled "Save my login details and password on this computer" and a "Sign In" button.


The screen above is the Daymap Connect **log in screen**. This can be found by using the URL address that your school has provided.

If you are a new user then select the **"New User?"** option. Once prompted on the next screen you will be required to enter your email address (this must be the email registered at the school) and a student code (this will be provided by your school). Once you have entered the details a username and password will be sent instantly to your email account.

Attendance, Homework and Assessments

This is the main page of the Parent Portal. If you have more than one child enrolled at the school their names will be available on the drop down box. Select the appropriate student to see his / her information.

Debra Akenfield Log Out
 Student: Samantha AKENFIELD



Timetable Attendance Results My Messages My Account


Week starting on: 7/10/2013 Previous Next

Time	Mon 7/10	Tue 8/10	Wed 9/10	Thu 10/10	Fri 11/10
Before School	Before School				
Home Group	✓ 7R SH	✓ 7R SH	7R SH	7R SH	7R SH
Period 1	✓ Graphic Art 7R ATR SC	✓ English 7R 7RR AJ	Graphic Art 7R ATR SC	Maths 7R 7RR AJ	Religious Ed 7R 7RR JO
Period 2	✓ Graphic Art 7R ATR SC		Religious Ed 7R 7RR JO	Phys. Ed. 7R 7RR PK	English 7R 7RR AJ
Recess	Recess				
Period 3	✓ English 7R 7RR AJ		History 7R 7RR JO	Religious Ed 7R 7RR JO	History 7R 7RR JO
Period 4	✓ Maths 7R 7RR AJ	✓ Religious Ed 7R 7RR JO	English 7R 7RR AJ	Science 7R AJ	Maths 7R 7RR AJ
Lunch	Phys. Ed. 7R 7RR PK	Maths 7R 7RR AJ	Maths 7R 7RR AJ		Phys. Ed. 7R 7RR PK
Period 5	✗ English 7R 7RR AJ	History 7R 7RR JO	Phys. Ed. 7R 7RR PK	History 7R 7RR JO	French 7R 7RR CD
Period 6	✓ French 7R 7RR CD	Science 7R AJ	Science 7R AJ	English 7R 7RR AJ	Graphic Art 7R ATR SC
After School	Marked as absent: SICK				

Symbols:
 ✓ Marked as present ✗ Marked as absent, approved ✖ Marked as absent, unapproved ⚠ Marked as late 🔄 Roll has not been marked

By viewing Timetable, you can see your child's timetable and can identify whether or not they have attended particular classes.

Debra Akenfield Log Out
 Student: Samantha AKENFIELD



Timetable Attendance Results My Messages My Account

Assessment Tasks

ID	Task	Type	Set	Due	Status
2552	Cells Practical Reports - Comic Strip	Assignment	7/08/2013	9/12/2013	Work has not been received
2551	Film Editing Diary	Assignment	6/08/2013	18/12/2013	Work has been received
2578	Graphing Task - Poster and Presentation	Assignment	3/10/2013	19/12/2013	Work has been received

Homework

Tuesday, 1 October 2013

Science 7R
 Prac Reports for all three Cells tasks are due by next Friday. You must submit your entire prac book for marking at this time.

Wednesday, 2 October 2013

English 7R
 Chapter Summaries for Chapters 11-14 of our Class Novel are due on Friday. Please ensure that you have looked at the feedback from the previous set and worked on incorporating any changes or improvements.

Maths 7R
Pythagorus' Theorem Task:
 Watch this video and make notes about the key points covered. This is a fast moving video, so you will need to re-watch it a couple of times to get a full set of notes.

What was up with Pythagoras?


On the main page you also have access to view current and upcoming Assessment Tasks and Homework Tasks.

Attendance Map

When selecting the Attendance tab you will be able to view an Attendance Map and Attendance rates. Here you can view any patterns that may be occurring in your child's attendance rates

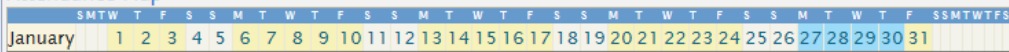
Debra Akenfield [Log Out](#)

Student:



Timetable
Attendance
Results
Reports

Attendance Map

SMTWTFS


Attendance Map Legend

 Present	 Unapproved Absence	 No Classes	 Weekend / Holiday
 Approved Absence	 Late	 Roll not marked	

Attendance Rates


Class	Code	Teacher	Lessons	Approved	Unapproved	% Attendance	% Unapproved
7R	7R	Sean Harpness	4	0	0	100%	0%
TOTAL			4	0	0	100%	0%

Results

Results are the next main tab. In this you can view published assessment results so that you can track your child's progress. These results are also published in the Student View of Daymap.

Debra Akenfield [Log Out](#)

Student:



Timetable
Attendance
Results
My Messages
My Account

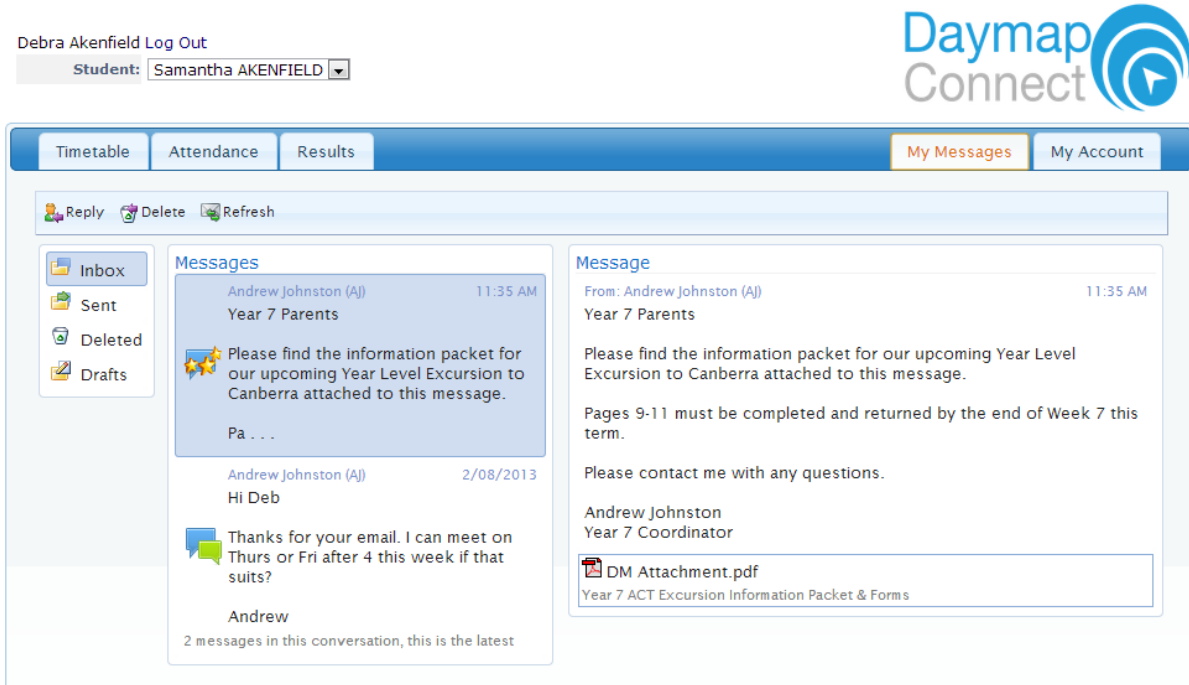
Gradebook Outcome Based AC Primary Homegroup ▼

Published Assessment Results

English 7R (ENG 7R)					
Task	Type	Weighting	Comments	Grade	Mark
Film Editing Diary	Assignment	10	Great work Sam!	A	19/25
Weighted total for ENG 7R: 76%					
Maths 7R (MTH 7R)					
Task	Type	Weighting	Comments	Grade	Mark
Graphing Task - Poster and Presentation	Assignment	20	Excellent detail.	A	41/42
Weighted total for MTH 7R: 97.6%					

Messaging

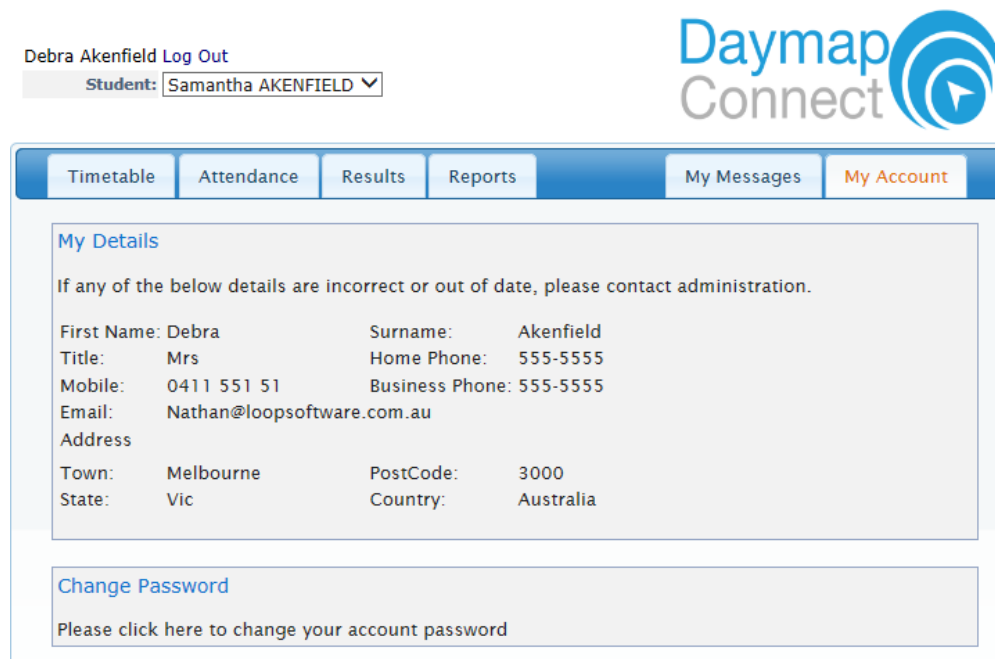
On the right hand side of the screen there is a “My Messages” tab. This enables you to easily contact teachers about any issues of importance; excursions, reminders, personal matters etc. This is a fantastic tool to keep you up to date and aware of what’s happening in your child’s classroom.



The screenshot shows the Daymap Connect messaging interface. At the top, there is a user profile for Debra Akenfield with a 'Log Out' link and a dropdown menu for the student 'Samantha AKENFIELD'. The main navigation bar includes 'Timetable', 'Attendance', 'Results', 'My Messages' (highlighted), and 'My Account'. Below the navigation bar, there are icons for 'Reply', 'Delete', and 'Refresh'. On the left, a sidebar lists 'Inbox', 'Sent', 'Deleted', and 'Drafts'. The central area is divided into two columns: 'Messages' and 'Message'. The 'Messages' column shows a list of messages, including one from Andrew Johnston (AJ) to Year 7 Parents about an excursion information packet, and a reply from Andrew asking to meet on Thurs or Fri. The 'Message' column shows the full content of the selected message, including the text and an attachment named 'DM Attachment.pdf' which is a 'Year 7 ACT Excursion Information Packet & Forms'.

Account Management

The last tab is “My Account”. This section allows you to change your password and includes all of your personal details. If any of these details are incorrect, please contact your School Administration.



The screenshot shows the Daymap Connect account management interface. At the top, there is a user profile for Debra Akenfield with a 'Log Out' link and a dropdown menu for the student 'Samantha AKENFIELD'. The main navigation bar includes 'Timetable', 'Attendance', 'Results', 'Reports', 'My Messages', and 'My Account' (highlighted). Below the navigation bar, the 'My Details' section is displayed. It contains a warning: 'If any of the below details are incorrect or out of date, please contact administration.' The details are as follows:

First Name:	Debra	Surname:	Akenfield
Title:	Mrs	Home Phone:	555-5555
Mobile:	0411 551 51	Business Phone:	555-5555
Email:	Nathan@loopsoftware.com.au		
Address			
Town:	Melbourne	PostCode:	3000
State:	Vic	Country:	Australia

Below the details, there is a 'Change Password' link and a button that says 'Please click here to change your account password'.